

Example evaluation of FOCUS dataset Z

Johannes Ranke

Wissenschaftlicher Berater
Kronacher Str. 8, 79639 Grenzach-Wyhlen, Germany

and

University of Bremen

June 27, 2014

Contents

1	The data	1
2	Parent compound and one metabolite	1
3	Including metabolites Z2 and Z3	9
4	Using the SFORB model for parent and metabolites	19

Key words: Kinetics, FOCUS, nonlinear optimisation

1 The data

The following code defines the example dataset from Appendix 7 to the FOCUS kinetics report ([FOCUS Work Group on Degradation Kinetics, 2011](#)), p.350.

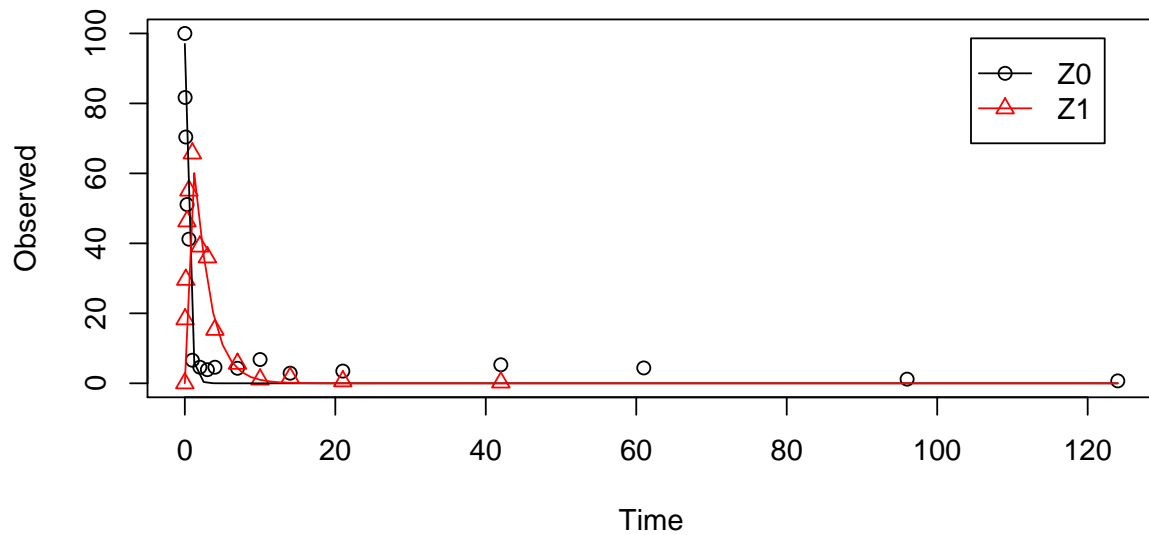
```
require(mkin)
LOD = 0.5
FOCUS_2006_Z = data.frame(
  t = c(0, 0.04, 0.125, 0.29, 0.54, 1, 2, 3, 4, 7, 10, 14, 21,
        42, 61, 96, 124),
  Z0 = c(100, 81.7, 70.4, 51.1, 41.2, 6.6, 4.6, 3.9, 4.6, 4.3, 6.8,
        2.9, 3.5, 5.3, 4.4, 1.2, 0.7),
  Z1 = c(0, 18.3, 29.6, 46.3, 55.1, 65.7, 39.1, 36, 15.3, 5.6, 1.1,
        1.6, 0.6, 0.5 * LOD, NA, NA, NA),
  Z2 = c(0, NA, 0.5 * LOD, 2.6, 3.8, 15.3, 37.2, 31.7, 35.6, 14.5,
        0.8, 2.1, 1.9, 0.5 * LOD, NA, NA, NA),
  Z3 = c(0, NA, NA, NA, NA, 0.5 * LOD, 9.2, 13.1, 22.3, 28.4, 32.5,
        25.2, 17.2, 4.8, 4.5, 2.8, 4.4))
FOCUS_2006_Z_mkin <- mkin_wide_to_long(FOCUS_2006_Z)
```

2 Parent compound and one metabolite

The next step is to set up the models used for the kinetic analysis. As the simultaneous fit of parent and the first metabolite is usually straightforward, Step 1 (SFO for parent only) is skipped here. We start with the model 2a, with formation and decline of metabolite Z1 and the pathway from parent directly to sink included (default in mkin).

```
Z.2a <- mkinmod(Z0 = list(type = "SFO", to = "Z1"),
               Z1 = list(type = "SFO"))
```

```
m.Z.2a <- mkinfit(Z.2a, FOCUS_2006_Z_mkin, quiet = TRUE)
plot(m.Z.2a)
```



```
summary(m.Z.2a, data = FALSE)

## mkin version:      0.9.29
## R version:         3.1.0
## Date of fit:        Fri Jun 27 09:17:46 2014
## Date of summary:    Fri Jun 27 09:17:46 2014
##
## Equations:
## [1] d_Z0 = - k_Z0_sink * Z0 - k_Z0_Z1 * Z0
## [2] d_Z1 = + k_Z0_Z1 * Z0 - k_Z1_sink * Z1
##
## Method used for solution of differential equation system:
## eigen
##
## Weighting: none
##
## Starting values for optimised parameters:
##           value      type transformed lower_bound upper_bound
## Z0_0       100.0000  state      100.000      -Inf        Inf
## k_Z0_sink   0.1000  deparm      -2.303      -Inf        Inf
## k_Z0_Z1     0.1001  deparm      -2.302      -Inf        Inf
```

```

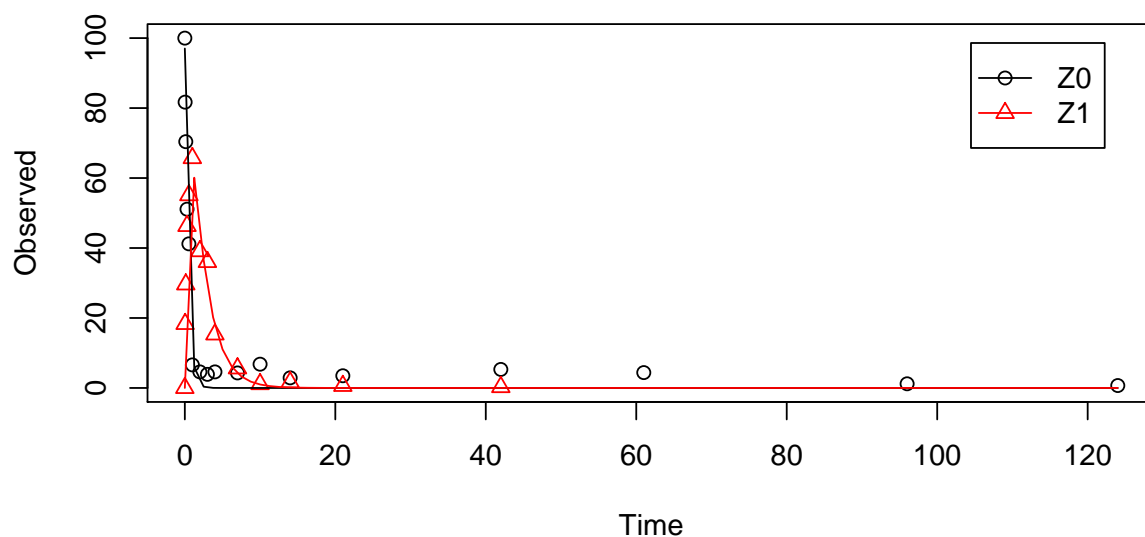
## k_Z1_sink    0.1002 deparm    -2.301    -Inf    Inf
##
## Fixed parameter values:
##      value  type
## Z1_0      0 state
##
## Optimised, transformed parameters:
##      Estimate Std. Error Lower Upper t value Pr(>|t|) Pr(>t)
## Z0_0      97.000      NA    NA    NA    NA      NA    NA
## k_Z0_sink -36.400      NA    NA    NA    NA      NA    NA
## k_Z0_Z1    0.805      NA    NA    NA    NA      NA    NA
## k_Z1_sink  -0.730      NA    NA    NA    NA      NA    NA
##
## Backtransformed parameters:
##      Estimate Lower Upper
## Z0_0      9.70e+01    NA    NA
## k_Z0_sink 1.62e-16    NA    NA
## k_Z0_Z1    2.24e+00    NA    NA
## k_Z1_sink 4.82e-01    NA    NA
##
## Residual standard error: 5.06 on 27 degrees of freedom
##
## Chi2 error levels in percent:
##      err.min n.optim df
## All data    17.9      4 26
## Z0          18.0      3 14
## Z1          15.1      1 12
##
## Estimated disappearance times:
##      DT50 DT90
## Z0 0.31 1.03
## Z1 1.44 4.78
##
## Estimated formation fractions:
##      ff
## Z0_sink 7.23e-17
## Z0_Z1    1.00e+00
## Z1_sink 1.00e+00
##
## Parameter correlation:
## Could not estimate covariance matrix; singular system:

```

As obvious from the summary, the kinetic rate constant from parent compound Z to sink is negligible. Accordingly, the exact magnitude of the fitted parameter $\log k_{Z_sink}$ is ill-defined and the covariance matrix is not returned. This suggests, in agreement with the analysis in the FOCUS kinetics report, to simplify the model by removing the pathway to sink.

A similar result can be obtained when formation fractions are used in the model formulation:

```
Z.2a.ff <- mkinmod(Z0 = list(type = "SFO", to = "Z1"),
                  Z1 = list(type = "SFO"),
                  use_of_ff = "max")
m.Z.2a.ff <- mkinfit(Z.2a.ff, FOCUS_2006_Z_mkin, quiet = TRUE)
plot(m.Z.2a.ff)
```



```
summary(m.Z.2a.ff, data = FALSE)

## mkin version:    0.9.29
## R version:      3.1.0
## Date of fit:     Fri Jun 27 09:17:47 2014
## Date of summary: Fri Jun 27 09:17:47 2014
##
## Equations:
## [1] d_Z0 = - k_Z0 * Z0
## [2] d_Z1 = + f_Z0_to_Z1 * k_Z0 * Z0 - k_Z1 * Z1
```

```

##
## Method used for solution of differential equation system:
## eigen
##
## Weighting: none
##
## Starting values for optimised parameters:
##      value    type transformed lower_bound upper_bound
## Z0_0      100.0000 state    100.0000      -Inf      Inf
## k_Z0        0.1000 deparm    -2.3026      -Inf      Inf
## f_Z0_to_Z1  0.2000 deparm    -0.9803      -Inf      Inf
## k_Z1        0.1001 deparm    -2.3016      -Inf      Inf
##
## Fixed parameter values:
##      value    type
## Z1_0        0 state
##
## Optimised, transformed parameters:
##      Estimate Std. Error Lower Upper t value Pr(>|t|) Pr(>t)
## Z0_0        97.000      NA      NA      NA      NA      NA      NA
## k_Z0         0.805      NA      NA      NA      NA      NA      NA
## f_Z0_to_Z1  24.100      NA      NA      NA      NA      NA      NA
## k_Z1        -0.730      NA      NA      NA      NA      NA      NA
##
## Backtransformed parameters:
##      Estimate Lower Upper
## Z0_0        97.000      NA      NA
## k_Z0         2.240      NA      NA
## f_Z0_to_Z1   1.000      NA      NA
## k_Z1         0.482      NA      NA
##
## Residual standard error: 5.06 on 27 degrees of freedom
##
## Chi2 error levels in percent:
##      err.min n.optim df
## All data    17.9      4 26
## Z0          17.6      2 15
## Z1          15.6      2 11
##
## Estimated disappearance times:
##      DT50 DT90
## Z0 0.31 1.03

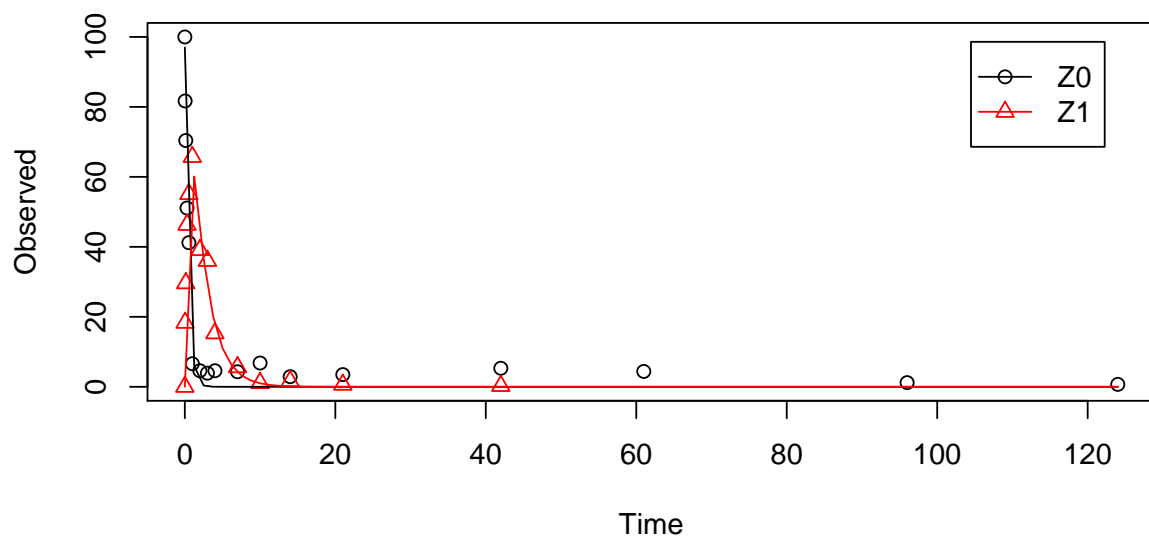
```

```
## Z1 1.44 4.78
##
## Parameter correlation:
## Could not estimate covariance matrix; singular system:
```

Here, the ilr transformed formation fraction fitted in the model takes a very large value, and the backtransformed formation fraction from parent Z to Z1 is practically unity. Again, the covariance matrix is not returned as the model is overparameterised.

The simplified model is obtained by setting the list component `sink` to `FALSE`.

```
Z.3 <- mkinmod(Z0 = list(type = "SFO", to = "Z1", sink = FALSE),
               Z1 = list(type = "SFO"))
m.Z.3 <- mkinfit(Z.3, FOCUS_2006_Z_mkin, quiet = TRUE)
plot(m.Z.3)
```



```
summary(m.Z.3, data = FALSE)
## mkin version:    0.9.29
## R version:      3.1.0
## Date of fit:     Fri Jun 27 09:17:47 2014
## Date of summary: Fri Jun 27 09:17:47 2014
##
## Equations:
## [1] d_Z0 = - 0 - k_Z0_Z1 * Z0
```

```

## [2] d_Z1 = + k_Z0_Z1 * Z0 - k_Z1_sink * Z1
##
## Method used for solution of differential equation system:
## eigen
##
## Weighting: none
##
## Starting values for optimised parameters:
##           value    type transformed lower_bound upper_bound
## Z0_0       100.0000 state      100.000      -Inf      Inf
## k_Z0_Z1     0.1000 deparm      -2.303      -Inf      Inf
## k_Z1_sink    0.1001 deparm      -2.302      -Inf      Inf
##
## Fixed parameter values:
##           value    type
## Z1_0         0 state
##
## Optimised, transformed parameters:
##           Estimate Std. Error  Lower  Upper t value Pr(>|t|)  Pr(>t)
## Z0_0           97.000      2.6800  91.500 103.000   36.20 4.73e-25 2.36e-25
## k_Z0_Z1         0.805      0.0657  0.670  0.939   12.30 9.12e-13 4.56e-13
## k_Z1_sink      -0.730      0.0885 -0.911 -0.548   -8.24 5.74e-09 2.87e-09
##
## Backtransformed parameters:
##           Estimate  Lower  Upper
## Z0_0           97.000  91.500 103.000
## k_Z0_Z1         2.240  1.950  2.560
## k_Z1_sink        0.482  0.402  0.578
##
## Residual standard error: 4.97 on 28 degrees of freedom
##
## Chi2 error levels in percent:
##           err.min n.optim df
## All data      17.6      3 27
## Z0             17.6      2 15
## Z1             15.1      1 12
##
## Estimated disappearance times:
##           DT50 DT90
## Z0 0.31 1.03
## Z1 1.44 4.78
##

```



```
## Estimated formation fractions:
##          ff
## Z0_sink  1
## Z0_Z1    1
## Z1_sink  1
##
## Parameter correlation:
##          Z0_0 k_Z0_Z1 k_Z1_sink
## Z0_0      1.000  0.1063   0.4104
## k_Z0_Z1   0.106  1.0000   0.0434
## k_Z1_sink 0.410  0.0434   1.0000
```

This model definition is not supported when formation fractions are used, but the formation fraction can be fixed to unity.

```
Z.3.ff <- mkinmod(Z0 = list(type = "SFO", to = "Z1"),
                 Z1 = list(type = "SFO"), use_of_ff = "max")
m.Z.3.ff <- mkinfit(Z.3.ff, FOCUS_2006_Z_mkin,
                   parms.ini = c(f_Z0_to_Z1 = 1),
                   fixed_parms = "f_Z0_to_Z1",
                   quiet = TRUE)
summary(m.Z.3.ff, data = FALSE)

## mkin version:      0.9.29
## R version:         3.1.0
## Date of fit:        Fri Jun 27 09:17:48 2014
## Date of summary:    Fri Jun 27 09:17:48 2014
##
## Equations:
## [1] d_Z0 = - k_Z0 * Z0
## [2] d_Z1 = + f_Z0_to_Z1 * k_Z0 * Z0 - k_Z1 * Z1
##
## Method used for solution of differential equation system:
## eigen
##
## Weighting: none
##
## Starting values for optimised parameters:
##          value    type transformed lower_bound upper_bound
## Z0_0 100.0000 state      100.000      -Inf        Inf
## k_Z0   0.1000 deparm      -2.303      -Inf        Inf
## k_Z1   0.1001 deparm      -2.302      -Inf        Inf
##
```

```

## Fixed parameter values:
##           value  type
## Z1_0         0  state
## f_Z0_to_Z1    1 deparm
##
## Optimised, transformed parameters:
##      Estimate Std. Error  Lower  Upper t value Pr(>|t|)  Pr(>t)
## Z0_0    97.000     2.6800 91.500 103.000   36.20 4.73e-25 2.36e-25
## k_Z0     0.805     0.0657  0.670   0.939   12.30 9.12e-13 4.56e-13
## k_Z1    -0.730     0.0885 -0.911  -0.548   -8.24 5.74e-09 2.87e-09
##
## Backtransformed parameters:
##      Estimate  Lower  Upper
## Z0_0    97.000 91.500 103.000
## k_Z0     2.240  1.950   2.560
## k_Z1     0.482  0.402   0.578
##
## Residual standard error: 4.97 on 28 degrees of freedom
##
## Chi2 error levels in percent:
##           err.min n.optim df
## All data    17.6      3 27
## Z0          17.6      2 15
## Z1          15.1      1 12
##
## Estimated disappearance times:
##      DT50 DT90
## Z0 0.31 1.03
## Z1 1.44 4.78
##
## Parameter correlation:
##      Z0_0  k_Z0  k_Z1
## Z0_0 1.000 0.1063 0.4104
## k_Z0 0.106 1.0000 0.0434
## k_Z1 0.410 0.0434 1.0000

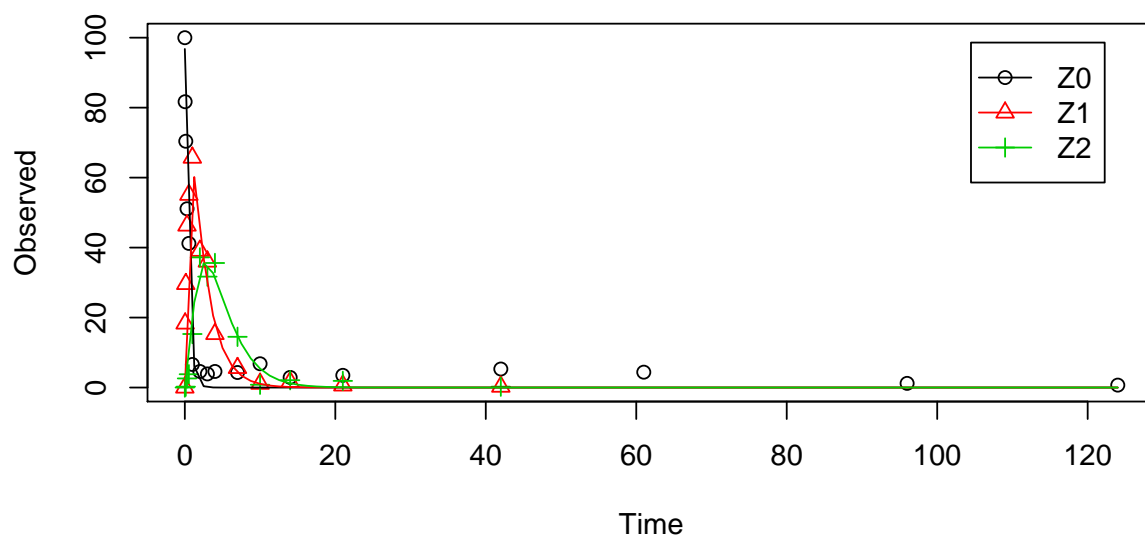
```

3 Including metabolites Z2 and Z3

As suggested in the FOCUS report, the pathway to sink was removed for metabolite Z1 as well in the next step. While this step appears questionable on the basis of the above

results, it is followed here for the purpose of comparison. Also, in the FOCUS report, it is assumed that there is additional empirical evidence that Z1 quickly and exclusively hydrolyses to Z2.

```
Z.5 <- mkinmod(Z0 = list(type = "SF0", to = "Z1", sink = FALSE),
               Z1 = list(type = "SF0", to = "Z2", sink = FALSE),
               Z2 = list(type = "SF0"))
m.Z.5 <- mkinfit(Z.5, FOCUS_2006_Z_mkin, quiet = TRUE)
plot(m.Z.5)
```



```
summary(m.Z.5, data = FALSE)

## mkin version:    0.9.29
## R version:      3.1.0
## Date of fit:     Fri Jun 27 09:17:49 2014
## Date of summary: Fri Jun 27 09:17:49 2014
##
## Equations:
## [1] d_Z0 = - 0 - k_Z0_Z1 * Z0
## [2] d_Z1 = + k_Z0_Z1 * Z0 - 0 - k_Z1_Z2 * Z1
## [3] d_Z2 = + k_Z1_Z2 * Z1 - k_Z2_sink * Z2
##
## Method used for solution of differential equation system:
## eigen
##
```

```

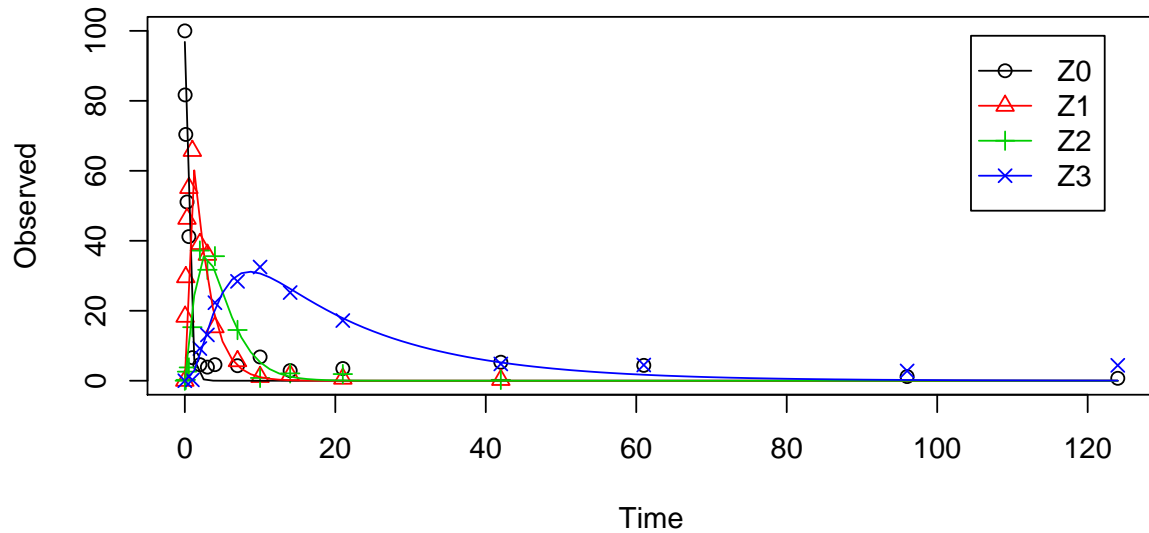
## Weighting: none
##
## Starting values for optimised parameters:
##           value   type transformed lower_bound upper_bound
## Z0_0       100.0000 state      100.000      -Inf      Inf
## k_Z0_Z1     0.1000 deparm      -2.303      -Inf      Inf
## k_Z1_Z2     0.1001 deparm      -2.302      -Inf      Inf
## k_Z2_sink   0.1002 deparm      -2.301      -Inf      Inf
##
## Fixed parameter values:
##           value   type
## Z1_0         0 state
## Z2_0         0 state
##
## Optimised, transformed parameters:
##           Estimate Std. Error  Lower  Upper t value Pr(>|t|)  Pr(>t)
## Z0_0          96.800    2.2700 92.200 101.000   42.70 5.43e-35 2.72e-35
## k_Z0_Z1         0.795    0.0584  0.677   0.913   13.60 1.36e-16 6.80e-17
## k_Z1_Z2        -0.741    0.0682 -0.879  -0.603  -10.90 1.68e-13 8.41e-14
## k_Z2_sink      -0.803    0.1110 -1.030  -0.579   -7.24 8.79e-09 4.39e-09
##
## Backtransformed parameters:
##           Estimate  Lower  Upper
## Z0_0          96.800 92.200 101.000
## k_Z0_Z1         2.210  1.970   2.490
## k_Z1_Z2         0.477  0.415   0.547
## k_Z2_sink       0.448  0.358   0.561
##
## Residual standard error: 4.49 on 40 degrees of freedom
##
## Chi2 error levels in percent:
##           err.min n.optim df
## All data     19.1      4 38
## Z0           17.4      2 15
## Z1           15.3      1 12
## Z2           19.6      1 11
##
## Estimated disappearance times:
##           DT50 DT90
## Z0 0.313 1.04
## Z1 1.454 4.83
## Z2 1.547 5.14

```

```
##
## Estimated formation fractions:
##      ff
## Z0_sink  1
## Z0_Z1    1
## Z1_sink  1
## Z1_Z2    1
## Z2_sink  1
##
## Parameter correlation:
##      Z0_0 k_Z0_Z1 k_Z1_Z2 k_Z2_sink
## Z0_0      1.0000  0.0578  0.2875   0.3179
## k_Z0_Z1   0.0578  1.0000 -0.0436   0.0121
## k_Z1_Z2   0.2875 -0.0436  1.0000   0.2402
## k_Z2_sink 0.3179  0.0121  0.2402   1.0000
```

Finally, metabolite Z3 is added to the model. The fit is accelerated by using the starting parameters from the previous fit.

```
Z.FOCUS <- mkinmod(Z0 = list(type = "SFO", to = "Z1", sink = FALSE),
                  Z1 = list(type = "SFO", to = "Z2", sink = FALSE),
                  Z2 = list(type = "SFO", to = "Z3"),
                  Z3 = list(type = "SFO"))
m.Z.FOCUS <- mkinfit(Z.FOCUS, FOCUS_2006_Z_mkin,
                    parms.ini = m.Z.5$bparms.ode,
                    quiet = TRUE)
plot(m.Z.FOCUS)
```



```
summary(m.Z.FOCUS, data = FALSE)

## mkin version:    0.9.29
## R version:      3.1.0
## Date of fit:     Fri Jun 27 09:17:50 2014
## Date of summary: Fri Jun 27 09:17:50 2014
##
## Equations:
## [1] d_Z0 = - 0 - k_Z0_Z1 * Z0
## [2] d_Z1 = + k_Z0_Z1 * Z0 - 0 - k_Z1_Z2 * Z1
## [3] d_Z2 = + k_Z1_Z2 * Z1 - k_Z2_sink * Z2 - k_Z2_Z3 * Z2
## [4] d_Z3 = + k_Z2_Z3 * Z2 - k_Z3_sink * Z3
##
## Method used for solution of differential equation system:
## eigen
##
## Weighting: none
##
## Starting values for optimised parameters:
##           value  type transformed lower_bound upper_bound
## Z0_0       100.0000 state    100.0000      -Inf        Inf
## k_Z0_Z1     2.2140 deparm      0.7948      -Inf        Inf
## k_Z1_Z2     0.4766 deparm     -0.7410      -Inf        Inf
## k_Z2_sink   0.4481 deparm     -0.8027      -Inf        Inf
```

```

## k_Z2_Z3      0.1000 deparm      -2.3026      -Inf      Inf
## k_Z3_sink    0.1001 deparm      -2.3016      -Inf      Inf
##
## Fixed parameter values:
##      value  type
## Z1_0      0 state
## Z2_0      0 state
## Z3_0      0 state
##
## Optimised, transformed parameters:
##      Estimate Std. Error  Lower  Upper t value Pr(>|t|)  Pr(>t)
## Z0_0      96.800    2.0600 92.700 101.000  47.00 1.12e-43 5.58e-44
## k_Z0_Z1     0.795    0.0533  0.688  0.902  14.90 3.08e-20 1.54e-20
## k_Z1_Z2    -0.738    0.0612 -0.860 -0.615 -12.00 1.57e-16 7.84e-17
## k_Z2_sink  -1.430    0.1720 -1.780 -1.090  -8.35 4.16e-11 2.08e-11
## k_Z2_Z3    -1.550    0.1230 -1.790 -1.300 -12.60 2.60e-17 1.30e-17
## k_Z3_sink  -2.840    0.2440 -3.320 -2.350 -11.60 5.64e-16 2.82e-16
##
## Backtransformed parameters:
##      Estimate  Lower  Upper
## Z0_0      96.8000 92.700 101.0000
## k_Z0_Z1     2.2200  1.990  2.4700
## k_Z1_Z2     0.4780  0.423  0.5410
## k_Z2_sink    0.2390  0.169  0.3370
## k_Z2_Z3     0.2130  0.166  0.2720
## k_Z3_sink    0.0587  0.036  0.0957
##
## Residual standard error: 4.1 on 51 degrees of freedom
##
## Chi2 error levels in percent:
##      err.min n.optim df
## All data    19.2      6 48
## Z0          17.4      2 15
## Z1          15.2      1 12
## Z2          20.3      2 10
## Z3          11.9      1 11
##
## Estimated disappearance times:
##      DT50 DT90
## Z0  0.313  1.04
## Z1  1.449  4.81
## Z2  1.535  5.10

```

```

## Z3 11.810 39.23
##
## Estimated formation fractions:
##          ff
## Z0_sink 1.000
## Z0_Z1   1.000
## Z1_sink 1.000
## Z1_Z2   1.000
## Z2_sink 0.528
## Z2_Z3   0.472
## Z3_sink 1.000
##
## Parameter correlation:
##          Z0_0 k_Z0_Z1 k_Z1_Z2 k_Z2_sink k_Z2_Z3 k_Z3_sink
## Z0_0        1.0000  0.0539  0.2727    0.3701 -0.0730  -0.1135
## k_Z0_Z1     0.0539  1.0000 -0.0521    0.0244 -0.0358  -0.0252
## k_Z1_Z2     0.2727 -0.0521  1.0000    0.2938 -0.1213  -0.1915
## k_Z2_sink   0.3701  0.0244  0.2938    1.0000 -0.1889  -0.6430
## k_Z2_Z3    -0.0730 -0.0358 -0.1213   -0.1889  1.0000   0.5516
## k_Z3_sink   -0.1135 -0.0252 -0.1915   -0.6430  0.5516   1.0000

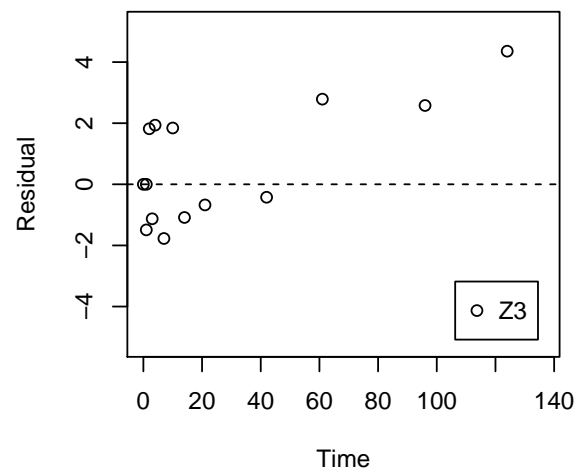
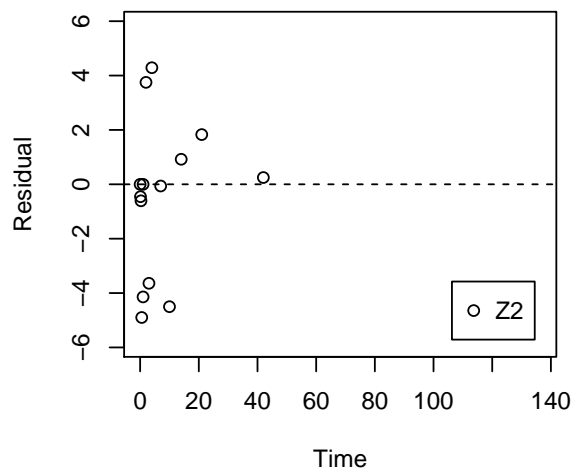
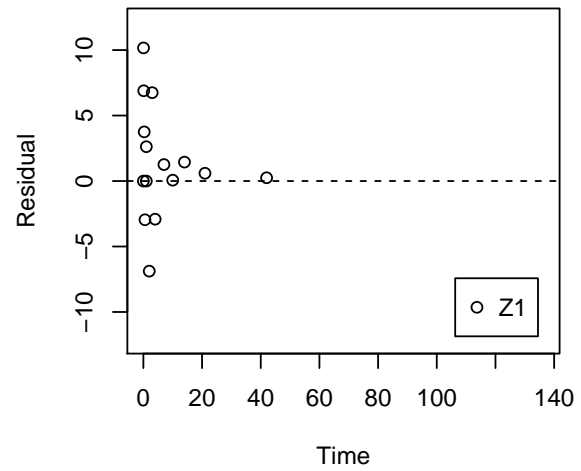
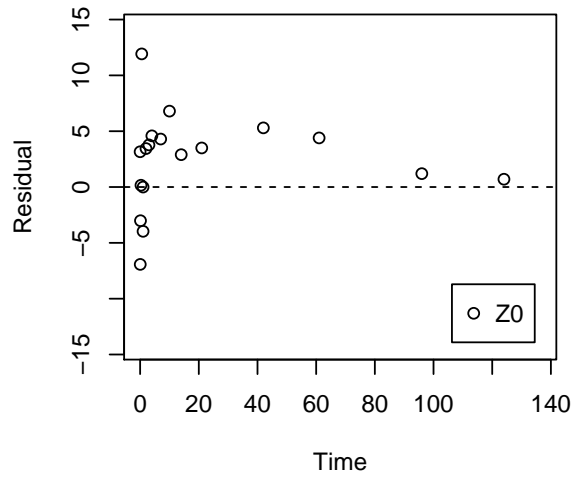
```

This is the fit corresponding to the final result chosen in Appendix 7 of the FOCUS report. The residual plots can be obtained by

```

par(mfrow = c(2, 2))
mkinresplot(m.Z.FOCUS, "Z0", lpos = "bottomright")
mkinresplot(m.Z.FOCUS, "Z1", lpos = "bottomright")
mkinresplot(m.Z.FOCUS, "Z2", lpos = "bottomright")
mkinresplot(m.Z.FOCUS, "Z3", lpos = "bottomright")

```

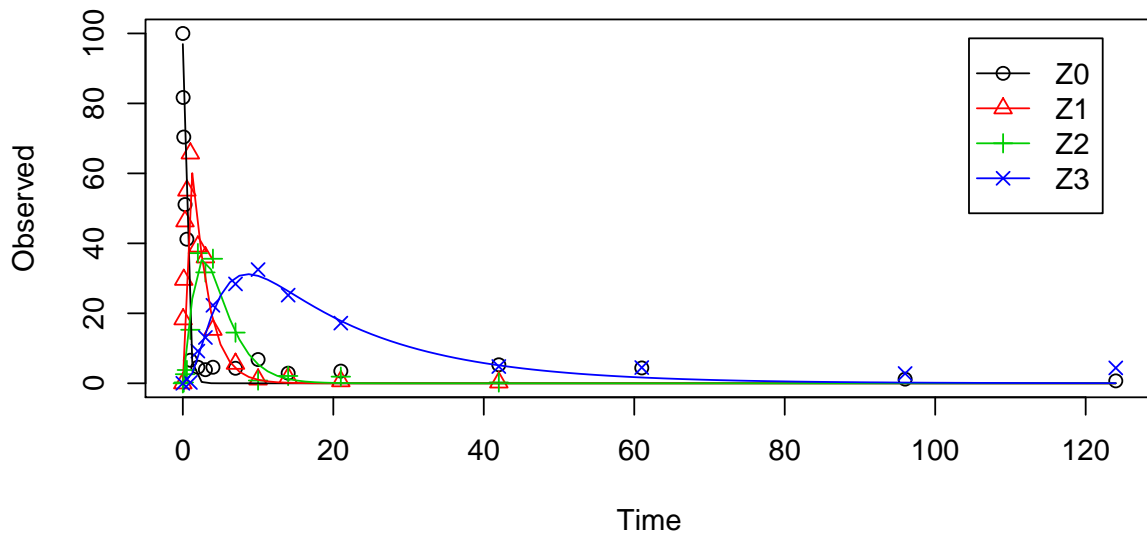
We can also investigate the confidence interval for the formation fraction from Z1 to Z2 by specifying the model using formation fractions, and fixing only the formation fraction from Z0 to Z1 to unity.

```
Z.FOCUS.ff <- mkinmod(Z0 = list(type = "SF0", to = "Z1"),
  Z1 = list(type = "SF0", to = "Z2"),
  Z2 = list(type = "SF0", to = "Z3"),
  Z3 = list(type = "SF0"), use_of_ff = "max")
m.Z.FOCUS.ff <- mkinfit(Z.FOCUS.ff, FOCUS_2006_Z_mkin,
  parms.ini = c(f_Z0_to_Z1 = 1),
```

```

fixed_parms = c("f_Z0_to_Z1"), quiet = TRUE)
plot(m.Z.FOCUS.ff)

```



```

summary(m.Z.FOCUS.ff, data = FALSE)

## mkin version:      0.9.29
## R version:        3.1.0
## Date of fit:       Fri Jun 27 09:17:55 2014
## Date of summary:   Fri Jun 27 09:17:55 2014
##
## Equations:
## [1] d_Z0 = - k_Z0 * Z0
## [2] d_Z1 = + f_Z0_to_Z1 * k_Z0 * Z0 - k_Z1 * Z1
## [3] d_Z2 = + f_Z1_to_Z2 * k_Z1 * Z1 - k_Z2 * Z2
## [4] d_Z3 = + f_Z2_to_Z3 * k_Z2 * Z2 - k_Z3 * Z3
##
## Method used for solution of differential equation system:
## eigen
##
## Weighting: none
##
## Starting values for optimised parameters:
##           value   type transformed lower_bound upper_bound
## Z0_0       100.0000 state   100.0000      -Inf        Inf

```

```

## k_Z0      0.1000 deparm    -2.3026      -Inf      Inf
## k_Z1      0.1001 deparm    -2.3016      -Inf      Inf
## f_Z1_to_Z2 0.2000 deparm    -0.9803      -Inf      Inf
## k_Z2      0.1002 deparm    -2.3006      -Inf      Inf
## f_Z2_to_Z3 0.2000 deparm    -0.9803      -Inf      Inf
## k_Z3      0.1003 deparm    -2.2996      -Inf      Inf
##
## Fixed parameter values:
##           value  type
## Z1_0         0  state
## Z2_0         0  state
## Z3_0         0  state
## f_Z0_to_Z1   1 deparm
##
## Optimised, transformed parameters:
##           Estimate Std. Error  Lower  Upper t value Pr(>|t|)  Pr(>t)
## Z0_0         97.0000    2.2300 92.500 101.000  43.500 2.19e-41 1.10e-41
## k_Z0          0.7970    0.0545  0.687   0.906  14.600 1.06e-19 5.31e-20
## k_Z1         -0.7320    0.0737 -0.880  -0.583  -9.920 2.10e-13 1.05e-13
## f_Z1_to_Z2    2.7100    5.0200 -7.370  12.800   0.541 5.91e-01 2.95e-01
## k_Z2         -0.8170    0.1930 -1.210  -0.430  -4.230 9.85e-05 4.92e-05
## f_Z2_to_Z3   -0.0445    0.3100 -0.667   0.578  -0.144 8.86e-01 4.43e-01
## k_Z3         -2.8200    0.2580 -3.340  -2.310 -11.000 6.84e-15 3.42e-15
##
## Backtransformed parameters:
##           Estimate  Lower  Upper
## Z0_0         97.0000 9.25e+01 101.0000
## k_Z0          2.2200 1.99e+00  2.4800
## k_Z1          0.4810 4.15e-01  0.5580
## f_Z1_to_Z2    0.9790 2.99e-05  1.0000
## k_Z2          0.4420 3.00e-01  0.6510
## f_Z2_to_Z3    0.4840 2.80e-01  0.6940
## k_Z3          0.0594 3.54e-02  0.0996
##
## Residual standard error: 4.14 on 50 degrees of freedom
##
## Chi2 error levels in percent:
##           err.min n.optim df
## All data     19.4      7 47
## Z0            17.5      2 15
## Z1            15.2      1 12
## Z2            20.3      2 10

```

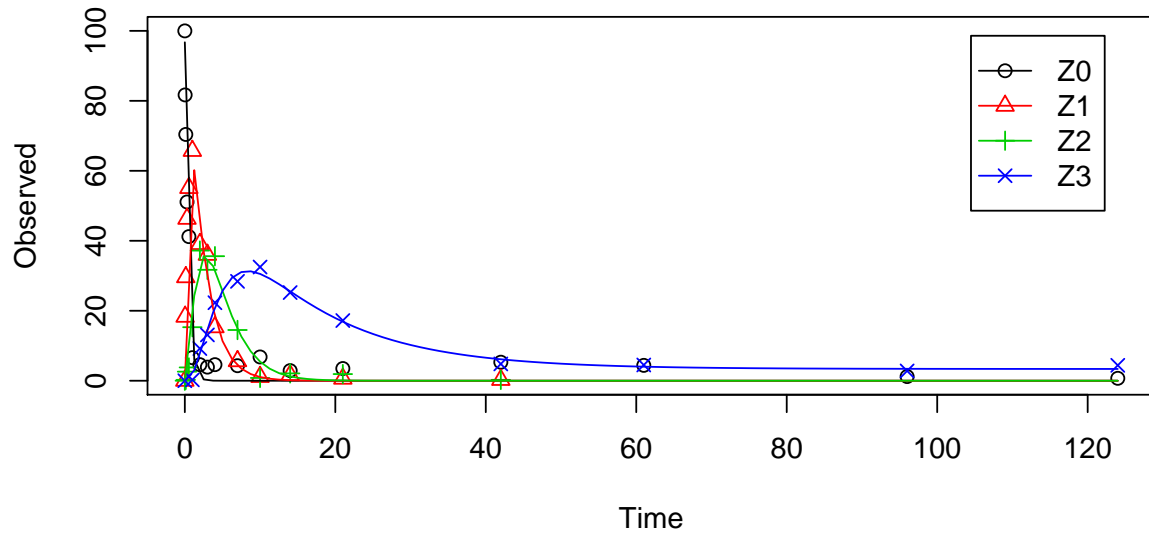
```
## Z3          12.4          2 10
##
## Estimated disappearance times:
##      DT50  DT90
## Z0  0.312  1.04
## Z1  1.441  4.79
## Z2  1.570  5.21
## Z3 11.674 38.78
##
## Parameter correlation:
##      Z0_0      k_Z0      k_Z1 f_Z1_to_Z2      k_Z2 f_Z2_to_Z3      k_Z3
## Z0_0      1.0000  0.1065  0.40981      -0.361 -0.166      0.142  0.00530
## k_Z0      0.1065  1.0000  0.04236      -0.155 -0.132      0.110  0.02204
## k_Z1      0.4098  0.0424  1.00000      -0.543 -0.380      0.326  0.00822
## f_Z1_to_Z2 -0.3609 -0.1551 -0.54318      1.000  0.857      -0.839 -0.29748
## k_Z2      -0.1663 -0.1319 -0.38048      0.857  1.000      -0.829 -0.39055
## f_Z2_to_Z3  0.1421  0.1097  0.32586      -0.839 -0.829      1.000  0.65471
## k_Z3      0.0053  0.0220  0.00822      -0.297 -0.391      0.655  1.00000
```

4 Using the SFORB model for parent and metabolites

As the FOCUS report states, there is a certain tailing of the time course of metabolite Z3. Also, the time course of the parent compound is not fitted very well using the SFO model, as residues at a certain low level remain.

Therefore, an additional model is offered here, using the single first-order reversible binding (SFORB) model for metabolite Z3. As expected, the χ^2 error level is lower for metabolite Z3 using this model and the graphical fit for Z3 is improved. However, the covariance matrix is not returned.

```
Z.mkin.1 <- mkinmod(Z0 = list(type = "SFO", to = "Z1", sink = FALSE),
                  Z1 = list(type = "SFO", to = "Z2", sink = FALSE),
                  Z2 = list(type = "SFO", to = "Z3"),
                  Z3 = list(type = "SFORB"))
m.Z.mkin.1 <- mkinfit(Z.mkin.1, FOCUS_2006_Z_mkin,
                    parms.ini = c(k_Z0_Z1 = 0.5, k_Z1_Z2 = 0.3),
                    quiet = TRUE)
plot(m.Z.mkin.1)
```



```
summary(m.Z.mkin.1, data = FALSE)

## mkin version:    0.9.29
## R version:      3.1.0
## Date of fit:     Fri Jun 27 09:18:00 2014
## Date of summary: Fri Jun 27 09:18:00 2014
##
## Equations:
## [1] d_Z0 = - 0 - k_Z0_Z1 * Z0
## [2] d_Z1 = + k_Z0_Z1 * Z0 - 0 - k_Z1_Z2 * Z1
## [3] d_Z2 = + k_Z1_Z2 * Z1 - k_Z2_sink * Z2 - k_Z2_Z3_free * Z2
## [4] d_Z3_free = + k_Z2_Z3_free * Z2 - k_Z3_free_sink * Z3_free - k_Z3_free_bound *
## [5] d_Z3_bound = + k_Z3_free_bound * Z3_free - k_Z3_bound_free * Z3_bound
##
## Method used for solution of differential equation system:
## eigen
##
## Weighting: none
##
## Starting values for optimised parameters:
##
##          value   type transformed lower_bound upper_bound
## Z0_0         100.0000 state    100.0000        -Inf         Inf
## k_Z0_Z1         0.5000 deparm    -0.6931        -Inf         Inf
## k_Z1_Z2         0.3000 deparm    -1.2040        -Inf         Inf
```

```

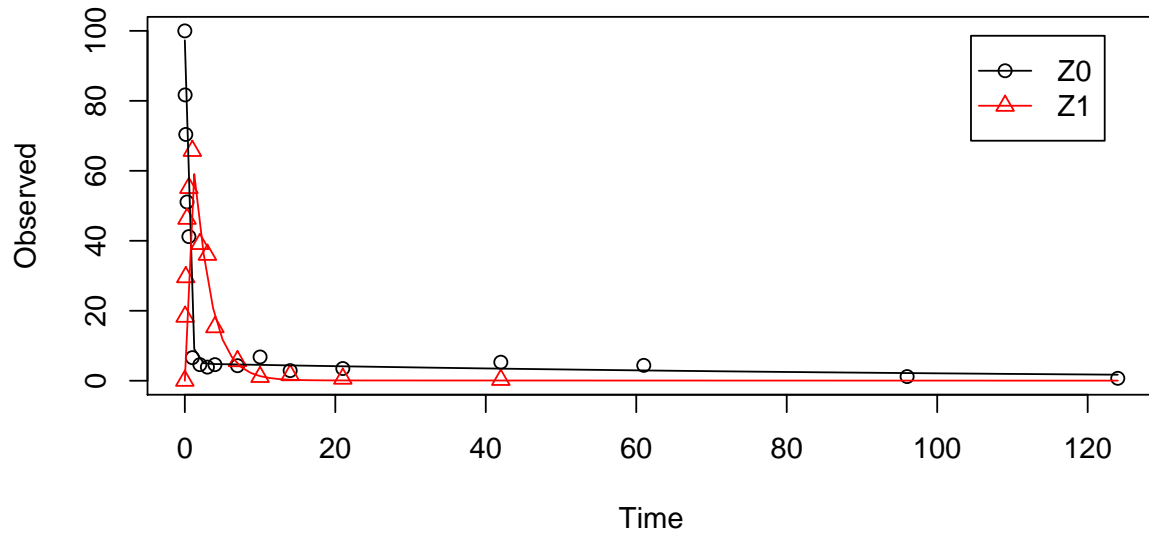
## k_Z2_sink      0.1000 deparm      -2.3026      -Inf      Inf
## k_Z2_Z3_free   0.1001 deparm      -2.3016      -Inf      Inf
## k_Z3_free_sink  0.1002 deparm      -2.3006      -Inf      Inf
## k_Z3_free_bound 0.1000 deparm      -2.3026      -Inf      Inf
## k_Z3_bound_free 0.0200 deparm      -3.9120      -Inf      Inf
##
## Fixed parameter values:
##           value type
## Z1_0         0 state
## Z2_0         0 state
## Z3_free_0     0 state
## Z3_bound_0    0 state
##
## Optimised, transformed parameters:
##           Estimate Std. Error Lower Upper t value Pr(>|t|) Pr(>t)
## Z0_0          96.700         NA     NA     NA     NA     NA     NA
## k_Z0_Z1        0.795         NA     NA     NA     NA     NA     NA
## k_Z1_Z2       -0.743         NA     NA     NA     NA     NA     NA
## k_Z2_sink     -1.490         NA     NA     NA     NA     NA     NA
## k_Z2_Z3_free  -1.500         NA     NA     NA     NA     NA     NA
## k_Z3_free_sink -2.650         NA     NA     NA     NA     NA     NA
## k_Z3_free_bound -5.240         NA     NA     NA     NA     NA     NA
## k_Z3_bound_free -21.400         NA     NA     NA     NA     NA     NA
##
## Backtransformed parameters:
##           Estimate Lower Upper
## Z0_0          9.67e+01     NA     NA
## k_Z0_Z1        2.21e+00     NA     NA
## k_Z1_Z2        4.76e-01     NA     NA
## k_Z2_sink      2.24e-01     NA     NA
## k_Z2_Z3_free   2.22e-01     NA     NA
## k_Z3_free_sink 7.03e-02     NA     NA
## k_Z3_free_bound 5.28e-03     NA     NA
## k_Z3_bound_free 5.06e-10     NA     NA
##
## Residual standard error: 4.11 on 49 degrees of freedom
##
## Chi2 error levels in percent:
##           err.min n.optim df
## All data    19.23      8 46
## Z0          17.43      2 15
## Z1          15.27      1 12

```

```
## Z2      20.28      2 10
## Z3      8.22      3 9
##
## Estimated disappearance times:
##      DT50  DT90 DT50_Z3_b1 DT50_Z3_b2
## Z0  0.313  1.04      NA      NA
## Z1  1.457  4.84      NA      NA
## Z2  1.552  5.16      NA      NA
## Z3 10.198 45.33      9.17  1.47e+09
##
## Estimated formation fractions:
##      ff
## Z0_sink      1.000
## Z0_Z1      1.000
## Z1_sink      1.000
## Z1_Z2      1.000
## Z2_sink      0.502
## Z2_Z3_free   0.498
## Z3_free_sink 1.000
##
## Estimated Eigenvalues of SFORB model(s):
##      Z3_b1      Z3_b2
## 7.56e-02 4.71e-10
##
## Parameter correlation:
## Could not estimate covariance matrix; singular system:
```

Therefore, a further stepwise model building is performed starting from the stage of parent and one metabolite, starting from the assumption that the model fit for the parent compound can be improved by using the SFORB model.

```
Z.mkin.2 <- mkinmod(Z0 = list(type = "SFORB", to = "Z1", sink = FALSE),
                  Z1 = list(type = "SFO"))
m.Z.mkin.2 <- mkinfit(Z.mkin.2, FOCUS_2006_Z_mkin, quiet = TRUE)
plot(m.Z.mkin.2)
```



```
summary(m.Z.mkin.2, data = FALSE)

## mkin version:    0.9.29
## R version:      3.1.0
## Date of fit:     Fri Jun 27 09:18:01 2014
## Date of summary: Fri Jun 27 09:18:01 2014
##
## Equations:
## [1] d_Z0_free = - 0 - k_Z0_free_bound * Z0_free + k_Z0_bound_free * Z0_bound - k_Z
## [2] d_Z0_bound = + k_Z0_free_bound * Z0_free - k_Z0_bound_free * Z0_bound
## [3] d_Z1 = + k_Z0_free_Z1 * Z0_free - k_Z1_sink * Z1
##
## Method used for solution of differential equation system:
## eigen
##
## Weighting: none
##
## Starting values for optimised parameters:
##
```

	value	type	transformed	lower_bound	upper_bound
Z0_free_0	100.0000	state	100.000	-Inf	Inf
k_Z0_free_bound	0.1000	deparm	-2.303	-Inf	Inf
k_Z0_bound_free	0.0200	deparm	-3.912	-Inf	Inf
k_Z0_free_Z1	0.1002	deparm	-2.301	-Inf	Inf
k_Z1_sink	0.1003	deparm	-2.300	-Inf	Inf


```

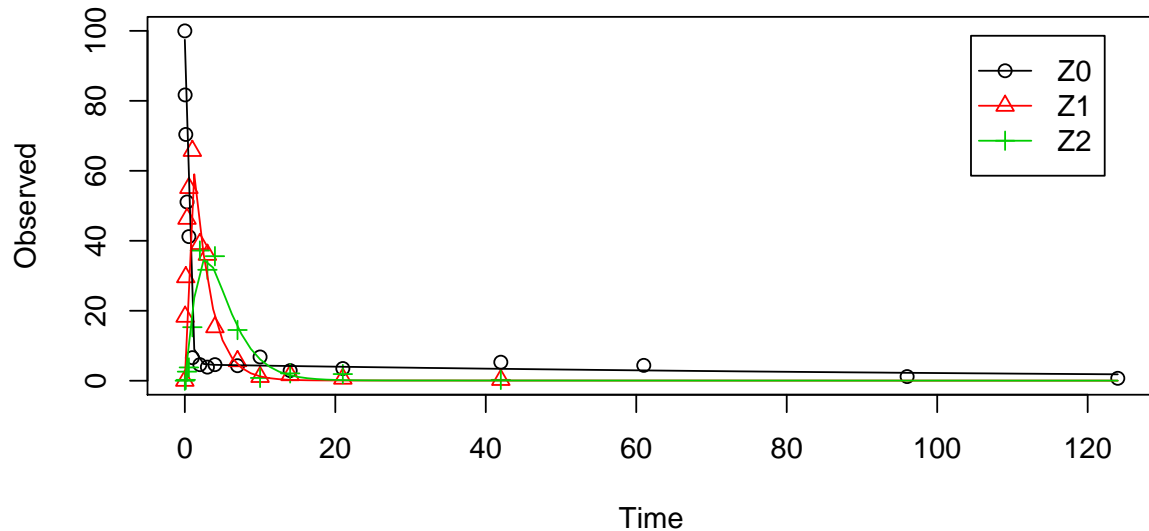
##
## Fixed parameter values:
##           value  type
## Z0_bound_0      0 state
## Z1_0            0 state
##
## Optimised, transformed parameters:
##           Estimate Std. Error  Lower  Upper t value Pr(>|t|)
## Z0_free_0       97.300     2.4000 92.400 102.000  40.60 4.73e-25
## k_Z0_free_bound  -2.080     0.4320 -2.970  -1.190  -4.82 5.44e-05
## k_Z0_bound_free  -4.720     1.6000 -8.020  -1.420  -2.94 6.78e-03
## k_Z0_free_Z1      0.855     0.0643  0.723   0.987  13.30 4.18e-13
## k_Z1_sink        -0.793     0.0851 -0.968  -0.619  -9.33 8.86e-10
##           Pr(>t)
## Z0_free_0       2.36e-25
## k_Z0_free_bound 2.72e-05
## k_Z0_bound_free 3.39e-03
## k_Z0_free_Z1    2.09e-13
## k_Z1_sink       4.43e-10
##
## Backtransformed parameters:
##           Estimate  Lower  Upper
## Z0_free_0       97.30000 9.24e+01 102.000
## k_Z0_free_bound  0.12500 5.13e-02  0.303
## k_Z0_bound_free  0.00891 3.29e-04  0.241
## k_Z0_free_Z1     2.35000 2.06e+00  2.680
## k_Z1_sink        0.45200 3.80e-01  0.539
##
## Residual standard error: 4.44 on 26 degrees of freedom
##
## Chi2 error levels in percent:
##           err.min n.optim df
## All data    15.6      5 25
## Z0          14.7      4 13
## Z1          14.3      1 12
##
## Estimated disappearance times:
##           DT50 DT90 DT50_Z0_b1 DT50_Z0_b2
## Z0 0.302 1.19      0.28      81.9
## Z1 1.532 5.09      NA        NA
##
## Estimated formation fractions:

```

```
##          ff
## Z0_free_sink  1
## Z0_free_Z1    1
## Z1_sink       1
##
## Estimated Eigenvalues of SFORB model(s):
##   Z0_b1  Z0_b2
## 2.47631 0.00846
##
## Parameter correlation:
##           Z0_free_0 k_Z0_free_bound k_Z0_bound_free k_Z0_free_Z1
## Z0_free_0      1.00000      0.00649      0.0332      0.1118
## k_Z0_free_bound 0.00649      1.00000      0.5465      0.4139
## k_Z0_bound_free 0.03324      0.54647      1.0000      0.1584
## k_Z0_free_Z1    0.11182      0.41393      0.1584      1.0000
## k_Z1_sink       0.39155     -0.29191     -0.1260     -0.0419
##           k_Z1_sink
## Z0_free_0      0.3916
## k_Z0_free_bound -0.2919
## k_Z0_bound_free -0.1260
## k_Z0_free_Z1    -0.0419
## k_Z1_sink       1.0000
```

When metabolite Z2 is added, the additional sink for Z1 is turned off again, for the same reasons as in the original analysis.

```
Z.mkin.3 <- mkinmod(Z0 = list(type = "SFORB", to = "Z1", sink = FALSE),
                   Z1 = list(type = "SFO", to = "Z2", sink = FALSE),
                   Z2 = list(type = "SFO"))
m.Z.mkin.3 <- mkinfit(Z.mkin.3, FOCUS_2006_Z_mkin, quiet = TRUE)
plot(m.Z.mkin.3)
```



```
summary(m.Z.mkin.3, data = FALSE)

## mkin version:    0.9.29
## R version:      3.1.0
## Date of fit:     Fri Jun 27 09:18:02 2014
## Date of summary: Fri Jun 27 09:18:02 2014
##
## Equations:
## [1] d_Z0_free = - 0 - k_Z0_free_bound * Z0_free + k_Z0_bound_free * Z0_bound - k_Z
## [2] d_Z0_bound = + k_Z0_free_bound * Z0_free - k_Z0_bound_free * Z0_bound
## [3] d_Z1 = + k_Z0_free_Z1 * Z0_free - 0 - k_Z1_Z2 * Z1
## [4] d_Z2 = + k_Z1_Z2 * Z1 - k_Z2_sink * Z2
##
## Method used for solution of differential equation system:
## eigen
##
## Weighting: none
##
## Starting values for optimised parameters:
##
```

	value	type	transformed	lower_bound	upper_bound
Z0_free_0	100.0000	state	100.000	-Inf	Inf
k_Z0_free_bound	0.1000	deparm	-2.303	-Inf	Inf
k_Z0_bound_free	0.0200	deparm	-3.912	-Inf	Inf
k_Z0_free_Z1	0.1002	deparm	-2.301	-Inf	Inf

```

## k_Z1_Z2          0.1003 deparm      -2.300      -Inf      Inf
## k_Z2_sink        0.1004 deparm      -2.299      -Inf      Inf
##
## Fixed parameter values:
##           value  type
## Z0_bound_0      0 state
## Z1_0            0 state
## Z2_0            0 state
##
## Optimised, transformed parameters:
##           Estimate Std. Error  Lower  Upper t value Pr(>|t|)
## Z0_free_0       97.400      2.0700 93.200 102.000  47.00 2.70e-35
## k_Z0_free_bound  -2.150      0.4040 -2.970  -1.330  -5.32 4.88e-06
## k_Z0_bound_free  -4.840      1.6100 -8.100  -1.580  -3.00 4.71e-03
## k_Z0_free_Z1      0.846      0.0583  0.728   0.964  14.50 4.50e-17
## k_Z1_Z2          -0.781      0.0649 -0.912  -0.650 -12.00 1.52e-14
## k_Z2_sink        -0.861      0.1060 -1.070  -0.647  -8.14 7.47e-10
##           Pr(>t)
## Z0_free_0       1.35e-35
## k_Z0_free_bound 2.44e-06
## k_Z0_bound_free 2.35e-03
## k_Z0_free_Z1    2.25e-17
## k_Z1_Z2         7.61e-15
## k_Z2_sink       3.73e-10
##
## Backtransformed parameters:
##           Estimate      Lower  Upper
## Z0_free_0       97.40000 9.32e+01 102.000
## k_Z0_free_bound  0.11700 5.15e-02  0.264
## k_Z0_bound_free  0.00792 3.04e-04  0.207
## k_Z0_free_Z1     2.33000 2.07e+00  2.620
## k_Z1_Z2          0.45800 4.02e-01  0.522
## k_Z2_sink        0.42300 3.41e-01  0.524
##
## Residual standard error: 4.08 on 38 degrees of freedom
##
## Chi2 error levels in percent:
##           err.min n.optim df
## All data      17.3      6 36
## Z0            14.7      4 13
## Z1            14.4      1 12
## Z2            20.3      1 11

```

```
##
## Estimated disappearance times:
##      DT50 DT90 DT50_Z0_b1 DT50_Z0_b2
## Z0 0.304 1.18      0.283      91.9
## Z1 1.514 5.03      NA      NA
## Z2 1.639 5.44      NA      NA
##
## Estimated formation fractions:
##      ff
## Z0_free_sink 1
## Z0_free_Z1 1
## Z1_sink 1
## Z1_Z2 1
## Z2_sink 1
##
## Estimated Eigenvalues of SFORB model(s):
##      Z0_b1 Z0_b2
## 2.44664 0.00754
##
## Parameter correlation:
##      Z0_free_0 k_Z0_free_bound k_Z0_bound_free k_Z0_free_Z1
## Z0_free_0      1.0000      0.075      0.0708      0.0908
## k_Z0_free_bound 0.0750      1.000      0.5425      0.4245
## k_Z0_bound_free 0.0708      0.543      1.0000      0.1632
## k_Z0_free_Z1 0.0908      0.425      0.1632      1.0000
## k_Z1_Z2 0.2572      -0.228      -0.0863      -0.1008
## k_Z2_sink 0.2888      -0.211      -0.0792      -0.0490
##      k_Z1_Z2 k_Z2_sink
## Z0_free_0      0.2572      0.2888
## k_Z0_free_bound -0.2276      -0.2105
## k_Z0_bound_free -0.0863      -0.0792
## k_Z0_free_Z1 -0.1008      -0.0490
## k_Z1_Z2      1.0000      0.2728
## k_Z2_sink      0.2728      1.0000
```

This results in a much better representation of the behaviour of the parent compound Z0.

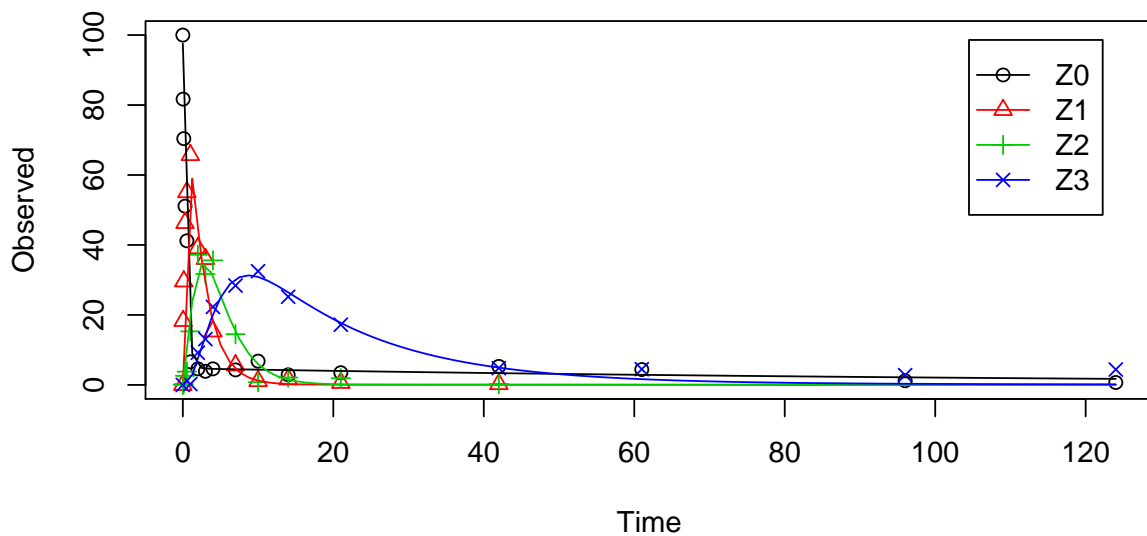
Finally, Z3 is added as well. These models appear overparameterised (no covariance matrix returned) if the sink for Z1 is left in the models.

```
Z.mkin.4 <- mkinmod(Z0 = list(type = "SFORB", to = "Z1", sink = FALSE),
                    Z1 = list(type = "SFO", to = "Z2", sink = FALSE),
                    Z2 = list(type = "SFO", to = "Z3"),
```

```

Z3 = list(type = "SF0"))
m.Z.mkin.4 <- mkinfit(Z.mkin.4, FOCUS_2006_Z_mkin,
                      parms.ini = c(k_Z1_Z2 = 0.05),
                      quiet = TRUE)
plot(m.Z.mkin.4)

```



```

summary(m.Z.mkin.4, data = FALSE)

## mkin version:      0.9.29
## R version:         3.1.0
## Date of fit:       Fri Jun 27 09:18:07 2014
## Date of summary:   Fri Jun 27 09:18:07 2014
##
## Equations:
## [1] d_Z0_free = - 0 - k_Z0_free_bound * Z0_free + k_Z0_bound_free * Z0_bound - k_Z
## [2] d_Z0_bound = + k_Z0_free_bound * Z0_free - k_Z0_bound_free * Z0_bound
## [3] d_Z1 = + k_Z0_free_Z1 * Z0_free - 0 - k_Z1_Z2 * Z1
## [4] d_Z2 = + k_Z1_Z2 * Z1 - k_Z2_sink * Z2 - k_Z2_Z3 * Z2
## [5] d_Z3 = + k_Z2_Z3 * Z2 - k_Z3_sink * Z3
##
## Method used for solution of differential equation system:
## eigen
##
## Weighting: none

```

```

##
## Starting values for optimised parameters:
##      value      type transformed lower_bound upper_bound
## Z0_free_0    100.0000 state      100.000      -Inf      Inf
## k_Z1_Z2       0.0500 deparm      -2.996      -Inf      Inf
## k_Z0_free_bound 0.1000 deparm      -2.303      -Inf      Inf
## k_Z0_bound_free 0.0200 deparm      -3.912      -Inf      Inf
## k_Z0_free_Z1   0.1002 deparm      -2.301      -Inf      Inf
## k_Z2_sink      0.1003 deparm      -2.300      -Inf      Inf
## k_Z2_Z3        0.1004 deparm      -2.299      -Inf      Inf
## k_Z3_sink      0.1005 deparm      -2.298      -Inf      Inf
##
## Fixed parameter values:
##      value      type
## Z0_bound_0      0 state
## Z1_0             0 state
## Z2_0             0 state
## Z3_0             0 state
##
## Optimised, transformed parameters:
##      Estimate Std. Error Lower Upper t value Pr(>|t|)
## Z0_free_0      97.500     1.8900 93.700 101.000  51.70 2.07e-44
## k_Z1_Z2        -0.777     0.0583 -0.894 -0.660 -13.30 6.66e-18
## k_Z0_free_bound -2.140     0.3680 -2.880 -1.400  -5.80 4.71e-07
## k_Z0_bound_free -4.760     1.4200 -7.610 -1.920  -3.36 1.52e-03
## k_Z0_free_Z1    0.847     0.0534  0.740  0.954  15.90 6.13e-21
## k_Z2_sink       -1.560     0.1830 -1.930 -1.190  -8.55 2.79e-11
## k_Z2_Z3         -1.530     0.1140 -1.760 -1.300 -13.50 4.49e-18
## k_Z3_sink       -2.770     0.2250 -3.220 -2.320 -12.30 1.25e-16
##      Pr(>t)
## Z0_free_0      1.03e-44
## k_Z1_Z2        3.33e-18
## k_Z0_free_bound 2.36e-07
## k_Z0_bound_free 7.58e-04
## k_Z0_free_Z1   3.06e-21
## k_Z2_sink       1.40e-11
## k_Z2_Z3         2.24e-18
## k_Z3_sink       6.23e-17
##
## Backtransformed parameters:
##      Estimate Lower Upper
## Z0_free_0    97.50000 9.37e+01 101.0000

```

```

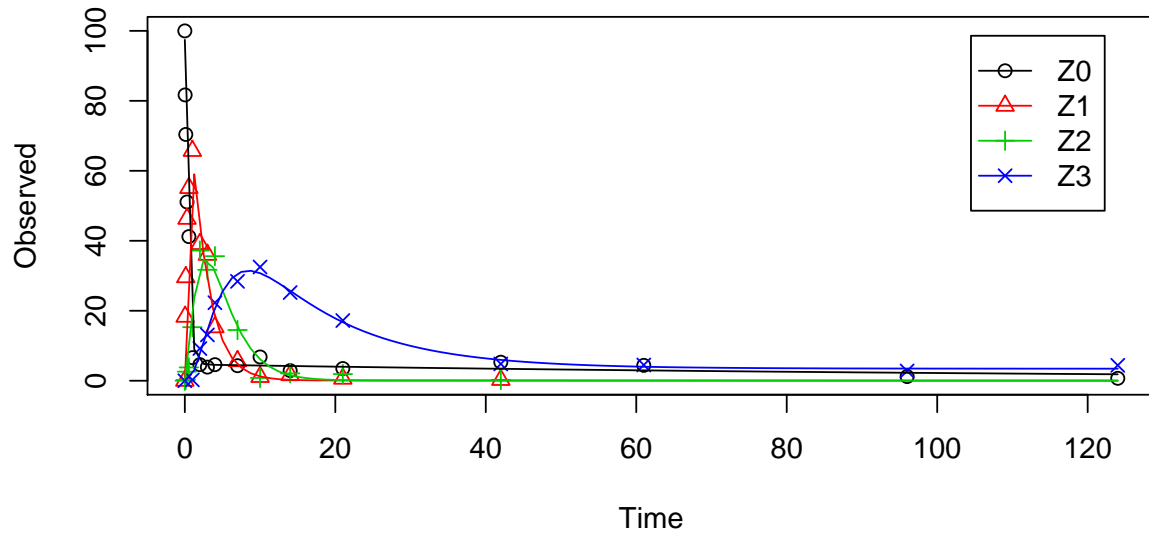
## k_Z1_Z2      0.46000 4.09e-01  0.5170
## k_Z0_free_bound 0.11800 5.64e-02  0.2480
## k_Z0_bound_free 0.00852 4.93e-04  0.1470
## k_Z0_free_Z1   2.33000 2.10e+00  2.6000
## k_Z2_sink      0.21000 1.45e-01  0.3030
## k_Z2_Z3        0.21700 1.73e-01  0.2730
## k_Z3_sink      0.06270 3.99e-02  0.0985
##
## Residual standard error: 3.74 on 49 degrees of freedom
##
## Chi2 error levels in percent:
##          err.min n.optim df
## All data    17.5      8 46
## Z0          14.7      4 13
## Z1          14.4      1 12
## Z2          21.0      2 10
## Z3          11.8      1 11
##
## Estimated disappearance times:
##      DT50  DT90 DT50_Z0_b1 DT50_Z0_b2
## Z0  0.304  1.19      0.283      85.4
## Z1  1.507  5.01      NA        NA
## Z2  1.623  5.39      NA        NA
## Z3 11.051 36.71      NA        NA
##
## Estimated formation fractions:
##          ff
## Z0_free_sink 1.000
## Z0_free_Z1   1.000
## Z1_sink      1.000
## Z1_Z2        1.000
## Z2_sink      0.492
## Z2_Z3        0.508
## Z3_sink      1.000
##
## Estimated Eigenvalues of SFORB model(s):
##      Z0_b1  Z0_b2
## 2.45127 0.00811
##
## Parameter correlation:
##          Z0_free_0 k_Z1_Z2 k_Z0_free_bound k_Z0_bound_free
## Z0_free_0      1.0000  0.2424      0.0782      0.0692

```


## k_Z1_Z2	0.2424	1.0000	-0.2274	-0.0894
## k_Z0_free_bound	0.0782	-0.2274	1.0000	0.5398
## k_Z0_bound_free	0.0692	-0.0894	0.5398	1.0000
## k_Z0_free_Z1	0.0888	-0.1084	0.4276	0.1628
## k_Z2_sink	0.3299	0.3405	-0.2633	-0.1275
## k_Z2_Z3	-0.0749	-0.1489	0.0670	0.0608
## k_Z3_sink	-0.1046	-0.2249	0.1384	0.1252
##	k_Z0_free_Z1	k_Z2_sink	k_Z2_Z3	k_Z3_sink
## Z0_free_0	0.0888	0.3299	-0.0749	-0.1046
## k_Z1_Z2	-0.1084	0.3405	-0.1489	-0.2249
## k_Z0_free_bound	0.4276	-0.2633	0.0670	0.1384
## k_Z0_bound_free	0.1628	-0.1275	0.0608	0.1252
## k_Z0_free_Z1	1.0000	-0.0531	-0.0128	0.0186
## k_Z2_sink	-0.0531	1.0000	-0.2547	-0.6832
## k_Z2_Z3	-0.0128	-0.2547	1.0000	0.5639
## k_Z3_sink	0.0186	-0.6832	0.5639	1.0000

The error level of the fit, but especially of metabolite Z3, can be improved if the SFORB model is chosen for this metabolite, as this model is capable of representing the tailing of the metabolite decline phase.

```
Z.mkin.5 <- mkinmod(Z0 = list(type = "SFORB", to = "Z1", sink = FALSE),
  Z1 = list(type = "SFO", to = "Z2", sink = FALSE),
  Z2 = list(type = "SFO", to = "Z3"),
  Z3 = list(type = "SFORB"))
m.Z.mkin.5 <- mkinfit(Z.mkin.5, FOCUS_2006_Z_mkin,
  parms.ini = m.Z.mkin.4$bparms.ode[1:5],
  quiet = TRUE)
plot(m.Z.mkin.5)
```



```
summary(m.Z.mkin.5, data = FALSE)$bpar
```

##		Estimate	Lower	Upper
##	Z0_free_0	9.742e+01	NA	NA
##	k_Z0_free_bound	1.168e-01	NA	NA
##	k_Z0_bound_free	7.890e-03	NA	NA
##	k_Z0_free_Z1	2.330e+00	NA	NA
##	k_Z1_Z2	4.576e-01	NA	NA
##	k_Z2_sink	1.957e-01	NA	NA
##	k_Z2_Z3_free	2.266e-01	NA	NA
##	k_Z3_free_sink	7.479e-02	NA	NA
##	k_Z3_free_bound	5.218e-03	NA	NA
##	k_Z3_bound_free	5.013e-22	NA	NA

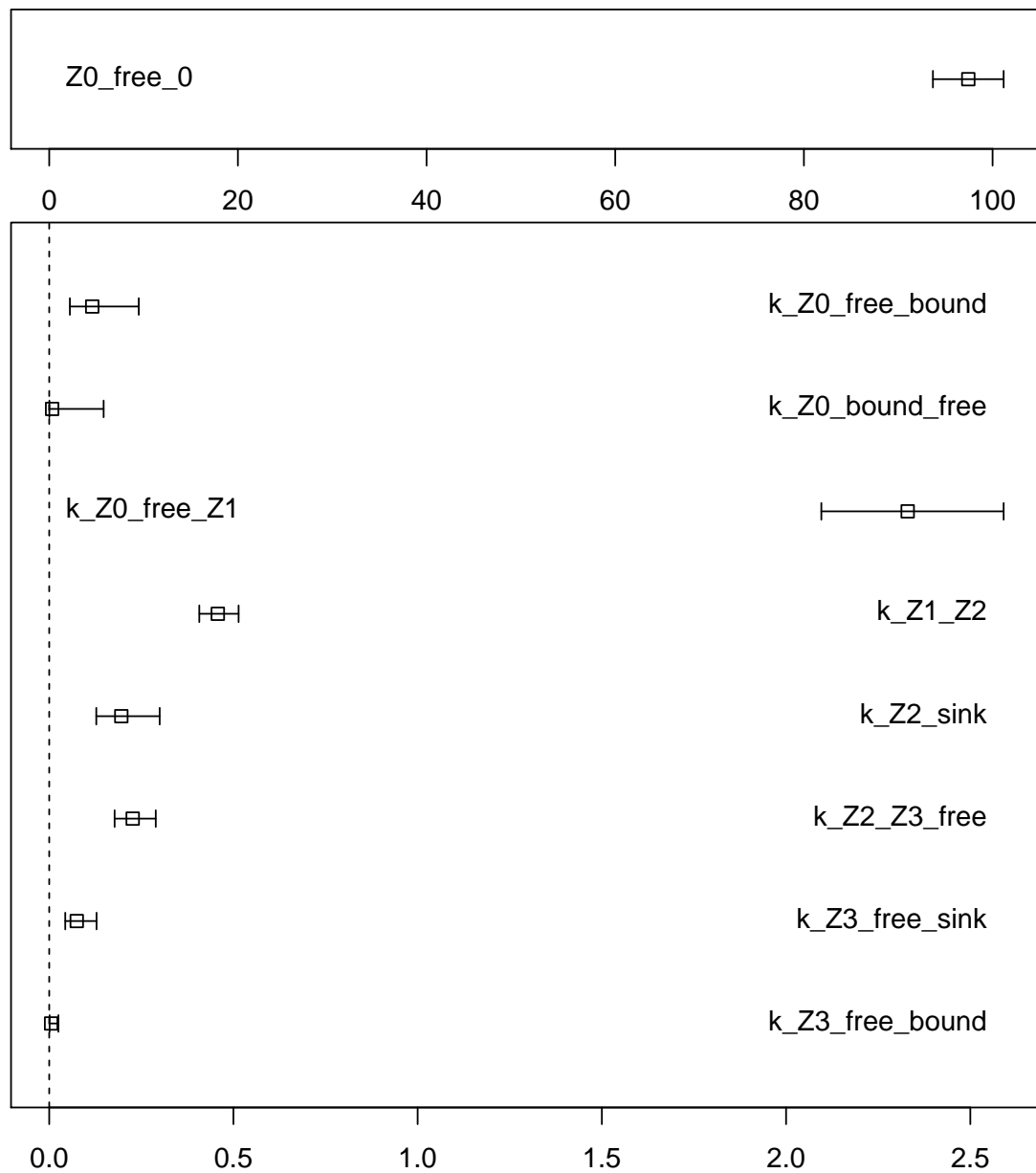
The summary view of the backtransformed parameters shows that we get no confidence intervals due to overparameterisation. As the optimized `k_Z3_bound_free` is excessively small, it is reasonable to fix it to zero.

```
m.Z.mkin.5a <- mkinfit(Z.mkin.5, FOCUS_2006_Z_mkin,
  parms.ini = c(m.Z.mkin.4$bparms.ode[1:5],
    k_Z3_bound_free = 0),
  fixed_parms = "k_Z3_bound_free",
  quiet = TRUE)
summary(m.Z.mkin.5a, data = FALSE)$bpar
```

##	Estimate	Lower	Upper
## Z0_free_0	97.424939	9.368e+01	101.17374
## k_Z0_free_bound	0.116755	5.608e-02	0.24306
## k_Z0_bound_free	0.007889	4.213e-04	0.14772
## k_Z0_free_Z1	2.329999	2.096e+00	2.59050
## k_Z1_Z2	0.457590	4.074e-01	0.51402
## k_Z2_sink	0.195710	1.277e-01	0.29984
## k_Z2_Z3_free	0.226585	1.775e-01	0.28920
## k_Z3_free_sink	0.074789	4.354e-02	0.12848
## k_Z3_free_bound	0.005218	1.093e-03	0.02492

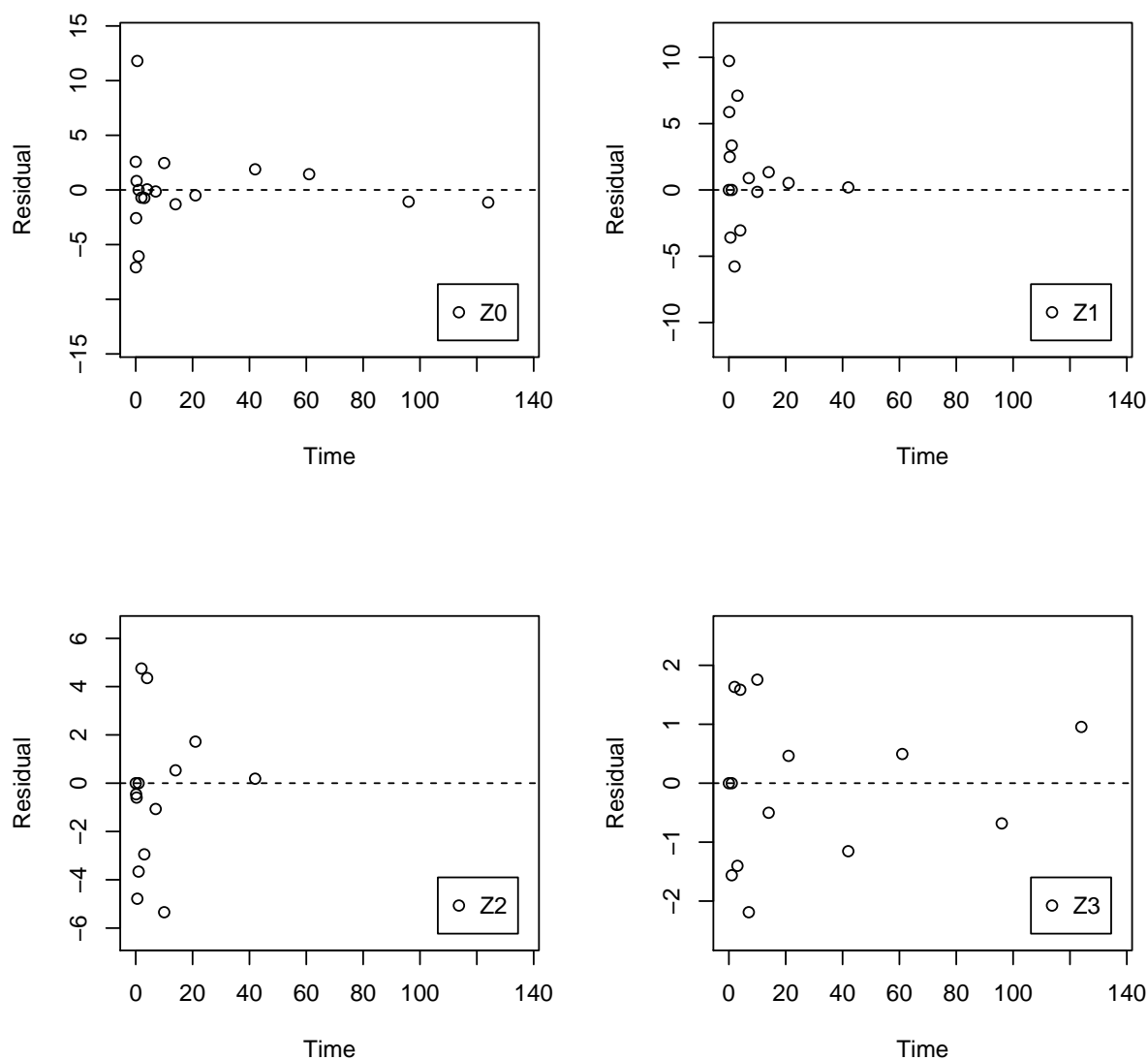
A graphical representation of the confidence intervals can finally be obtained.

```
mkparplot(m.Z.mkin.5a)
```



It is clear that nothing can be said about the degradation rate of Z3 towards the end of the experiment. However, this appears to be a feature of the data.

```
par(mfrow = c(2, 2))
mkinresplot(m.Z.mkin.5, "Z0", lpos = "bottomright")
mkinresplot(m.Z.mkin.5, "Z1", lpos = "bottomright")
mkinresplot(m.Z.mkin.5, "Z2", lpos = "bottomright")
mkinresplot(m.Z.mkin.5, "Z3", lpos = "bottomright")
```



As expected, the residual plots are much more random than in the case of the all SFO model for which they were shown above. In conclusion, the model `Z.mkin.5` is proposed as the best-fit model for the dataset from Appendix 7 of the FOCUS report.

References

FOCUS Work Group on Degradation Kinetics. *Generic guidance for estimating persistence and degradation kinetics from environmental fate studies on pesticides in EU registration*, 1.0 edition, November 2011. URL <http://focus.jrc.ec.europa.eu/dk>.